



Results Presentation 1Q 2017

12th of May 2017

Juan Lladó
CEO

TECNICAS REUNIDAS

INDEX



Awards & Backlog



1Q 2017 Financial Results

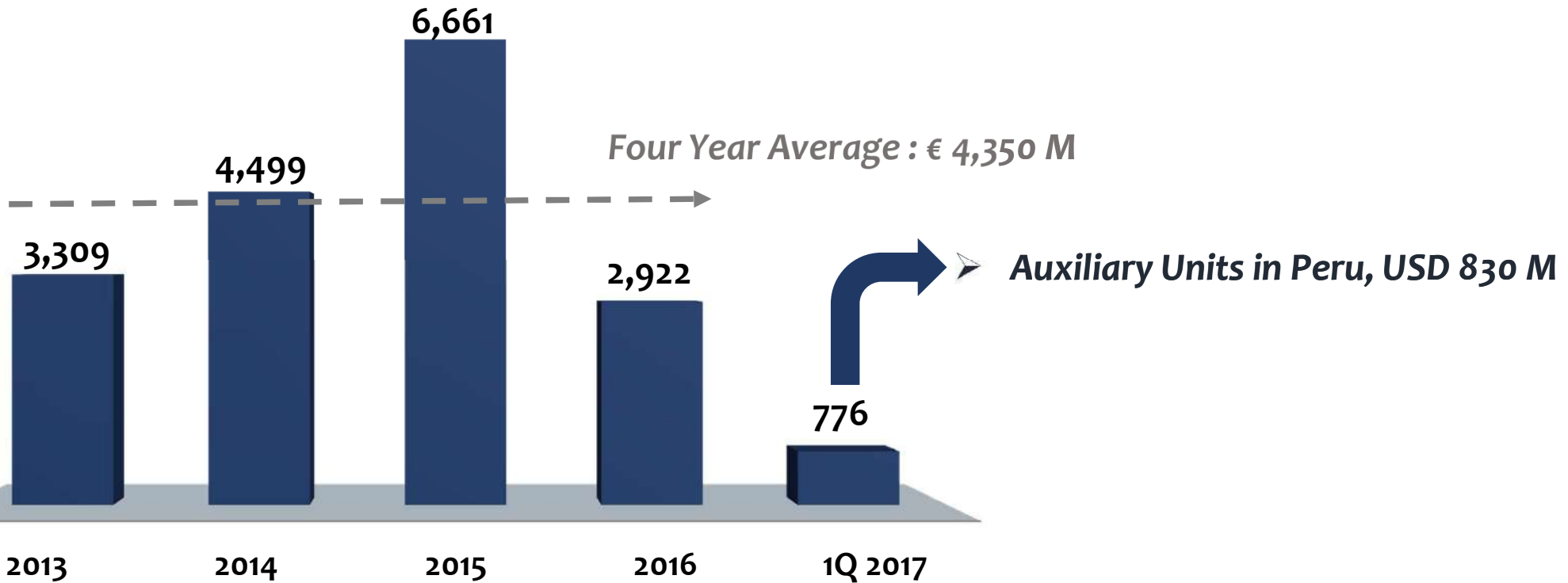


Outlook

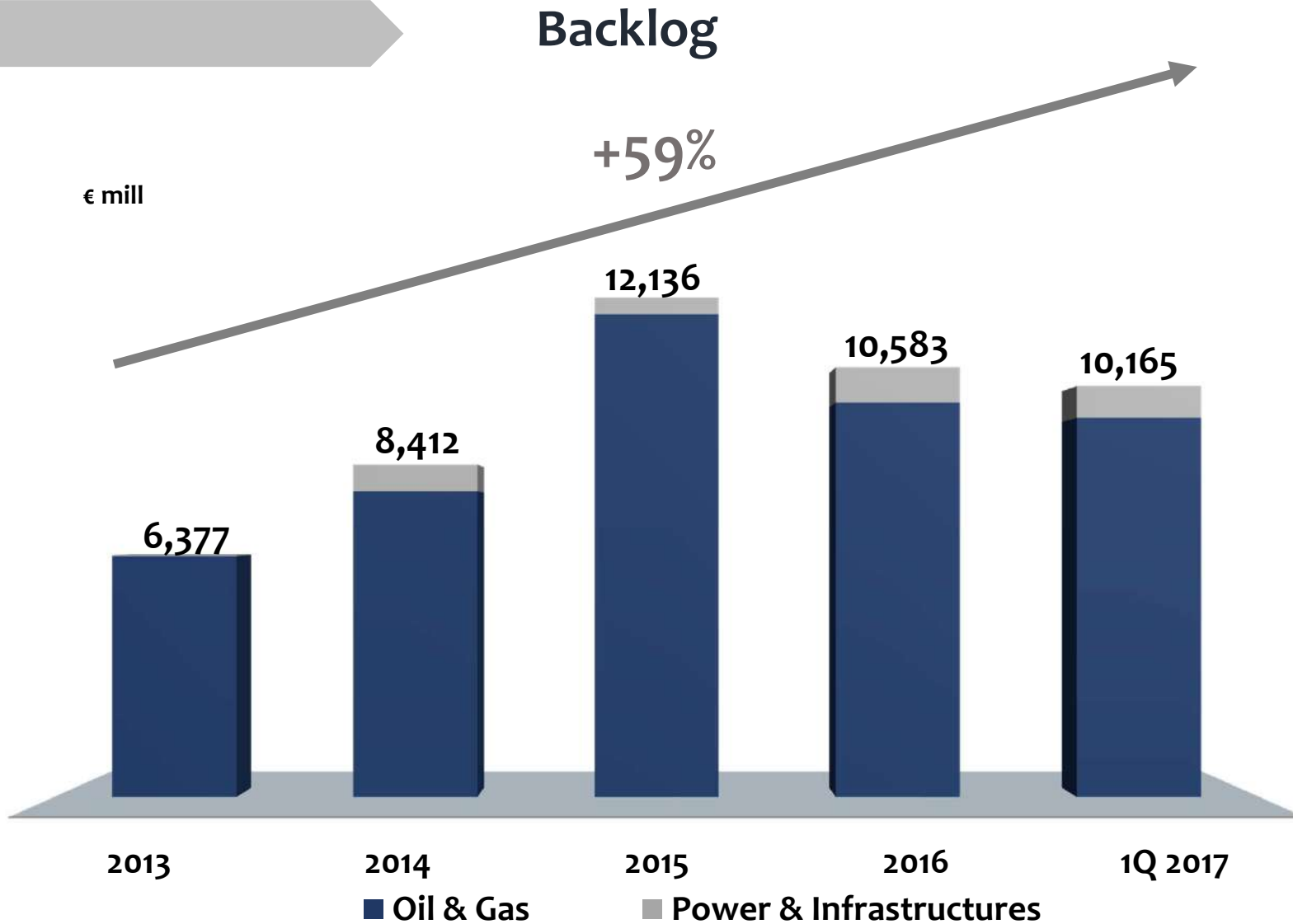
Awards & Backlog

Awards

€ mill



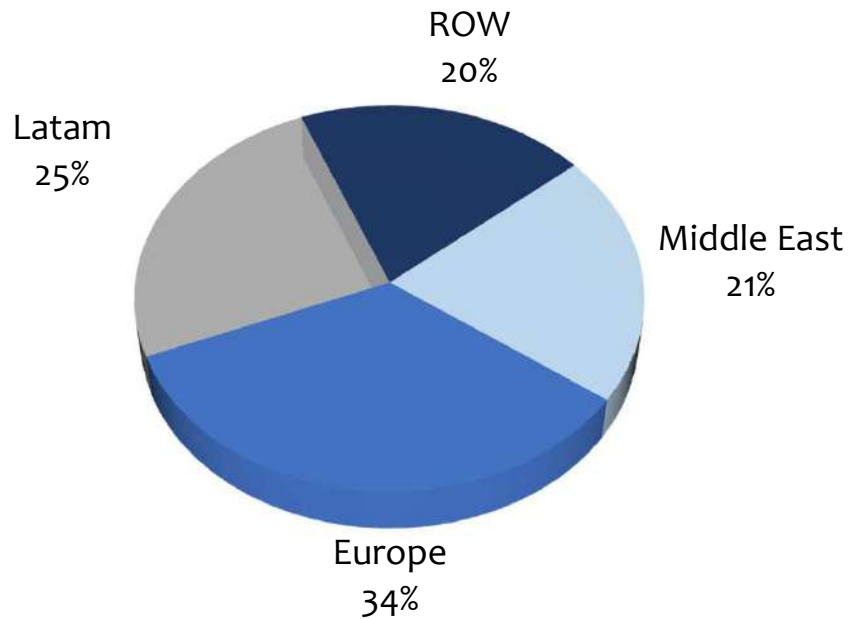
Awards & Backlog



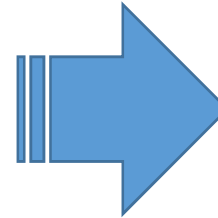
Awards & Backlog

Backlog Geographical Split

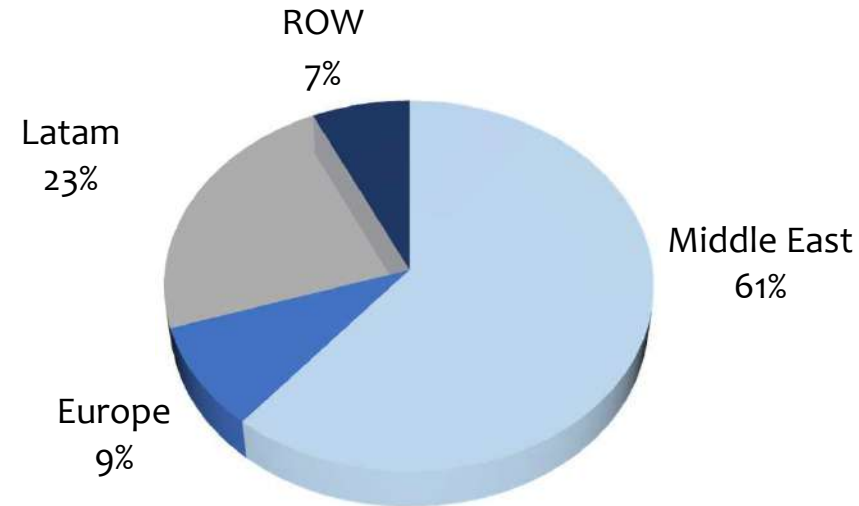
FY 2013



€ 6,377 M



1Q 2017



€ 10,165 M

INDEX



Awards & Backlog



1Q 2017 Financial Results



Outlook

1Q 2017 Financial Results



Profit and Loss Account

€ Million	1Q 2017	1Q 2016	Var.	2016
Revenues	1,387.7	1,051.3	32.0%	4,792.6
EBITDA	60.7	47.1	28.8%	211.0
EBIT	55.5	42.2	31.7%	191.9
Margin	4.0%	4.0%		4.0%
Net Financial Results	-2.8	0.2		4.0
Profit Before Taxes	51.8	40.9	26.9%	193.4
Taxes	-15.0	-10.6		-53.2
Net Profit from continuing operations	36.8	30.2	21.8%	140.2

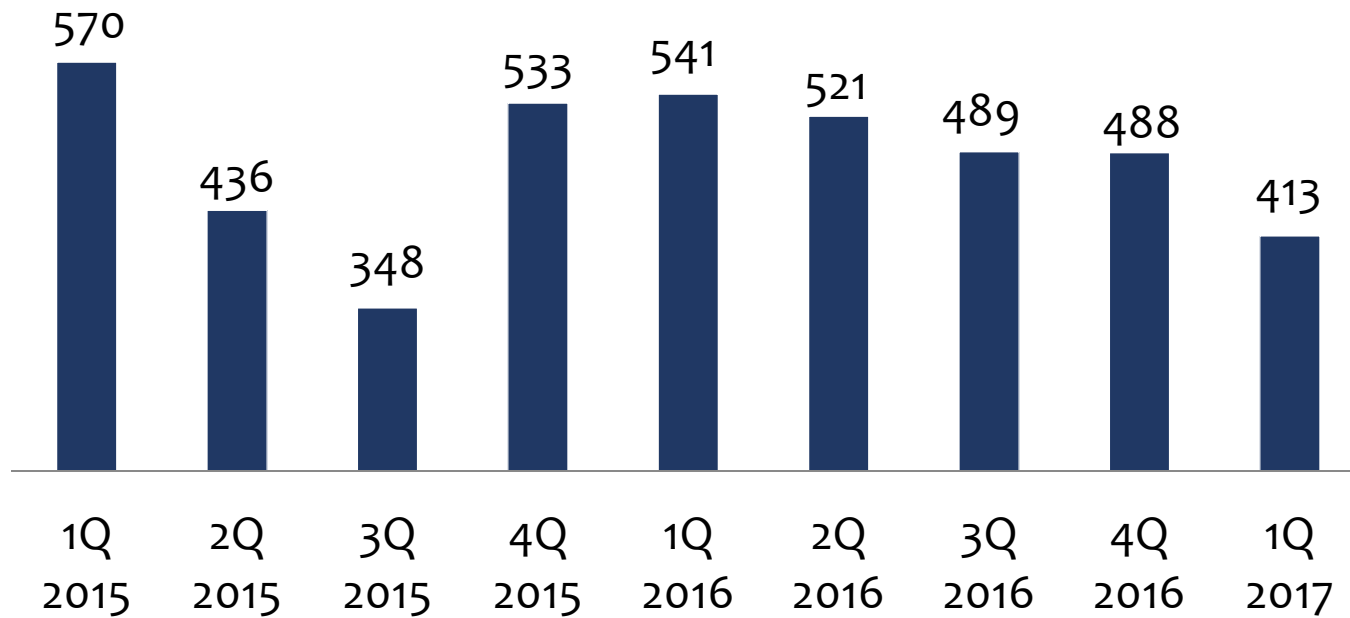
1Q 2017 Financial Results

Net Cash Position and Dividends

- 1Q 2017 Net cash position: € 413 million
- 2016 Dividend proposal: € 75 million

€ mill

Net Cash Position



INDEX



Awards & Backlog



1Q 2017 Financial Results



Outlook

Positive outlook for 2017

- Consolidation of growth stage
- Successful execution, with
 - Efficiency and risk control
 - Cash discipline
 - Stable margins for 2017

Opportunities

- Continuous flow of investments in the Middle East and increasing activity in other regions
- Solid long term investment drivers: Great opportunities in key downstream and gas projects
- Excellence in execution allows us to opt for important international tenders

DISCLAIMER



TECNICAS REUNIDAS

This document has been prepared by Técnicas Reunidas S.A. (the Company) solely for use at presentations held in connection with the announcement of the Company's results for the first quarter 2017.

This document contains forward-looking statements of the Company and/or its management. These forward-looking statements such as statements relating to the Company's or management's intent belief or current expectations of the future growth in the Company's business and capital expenditure in the oil and gas industry in general are subject to risks and variables that are beyond the Company's control and that could materially and adversely affect the outcome and financial effects of the facts expressed implied or projected herein.

The Company is under no obligation to update or keep current the information contained in this presentation including any looking forward-statements or to correct any inaccuracies that may later become apparent.

No representation or warranty express or implied is made as to and no reliance should be placed on the fairness accuracy completeness or correctness of the information or opinions contained herein. None of the Company or any of its affiliates advisors or representatives shall have any liability whatsoever for any loss arising from any use of this document or its contents or otherwise arising in connection with this document.

This document is only provided for information purposes and does not constitute nor may it be interpreted as an offer to sell or exchange or acquire or solicitation for offers to purchase any share in the Company. Any decision to buy or invest in shares in relation to a specific issue must be made on the basis of the information contained in the relevant prospectus filed by the Company in relation to such specific issue.



TECNICAS REUNIDAS

