



TECNICAS REUNIDAS

FULL YEAR 2018

RESULTS PRESENTATION

FEBRUARY 28TH 2019

JUAN LLADÓ
CEO



- **Pipeline**
- Awards and backlog
- Execution
- Financial Results
- Outlook

TR HAS A STRONG FRANCHISE. WE ARE ABOUT...



QUALITY PIPELINE

The recovery of the investment in our industry is a reality



QUALITY BACKLOG

Fresh and healthy backlog, entirely launched

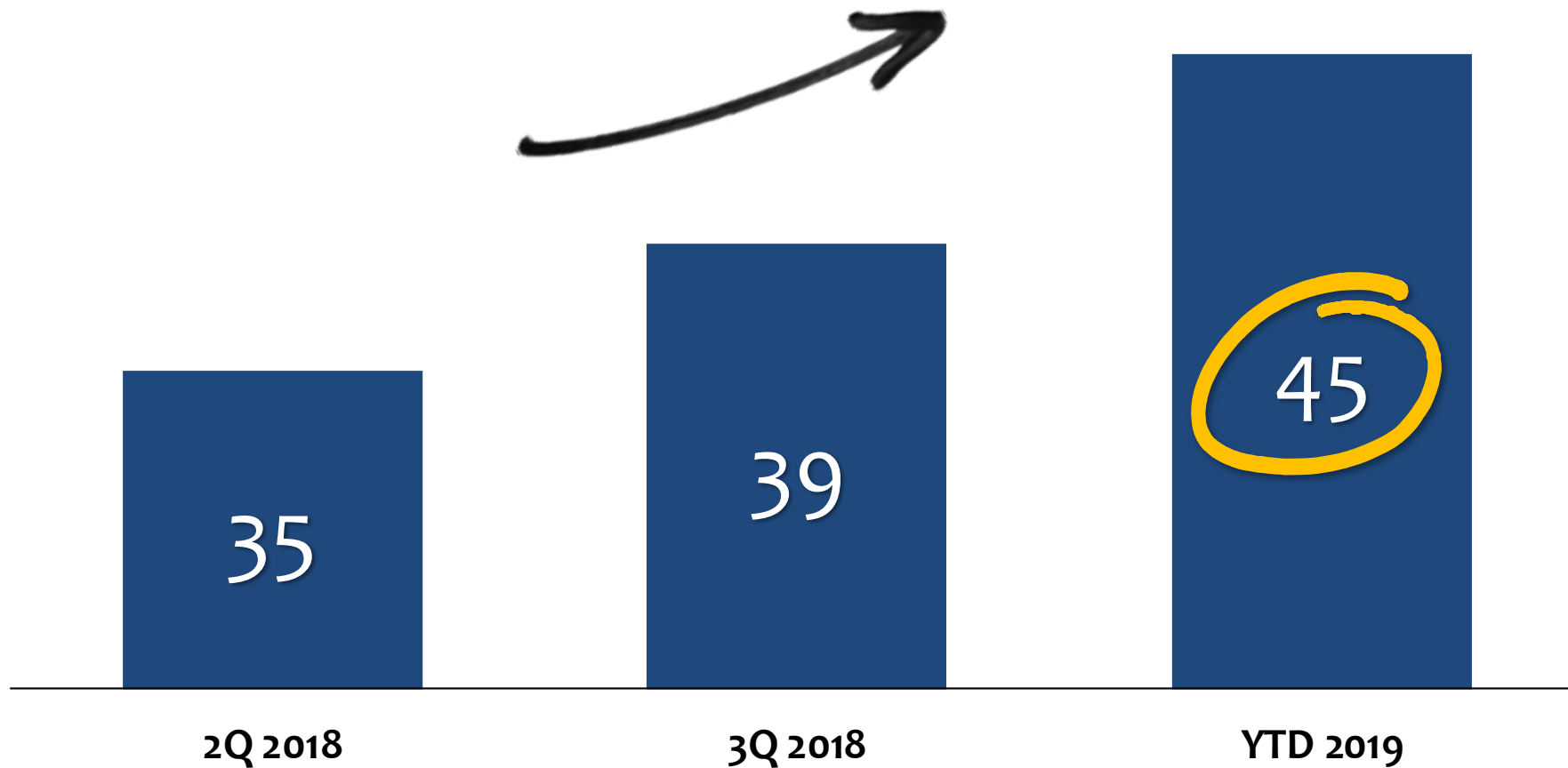


QUALITY EXECUTION

Delivering strategic projects for recurrent clients

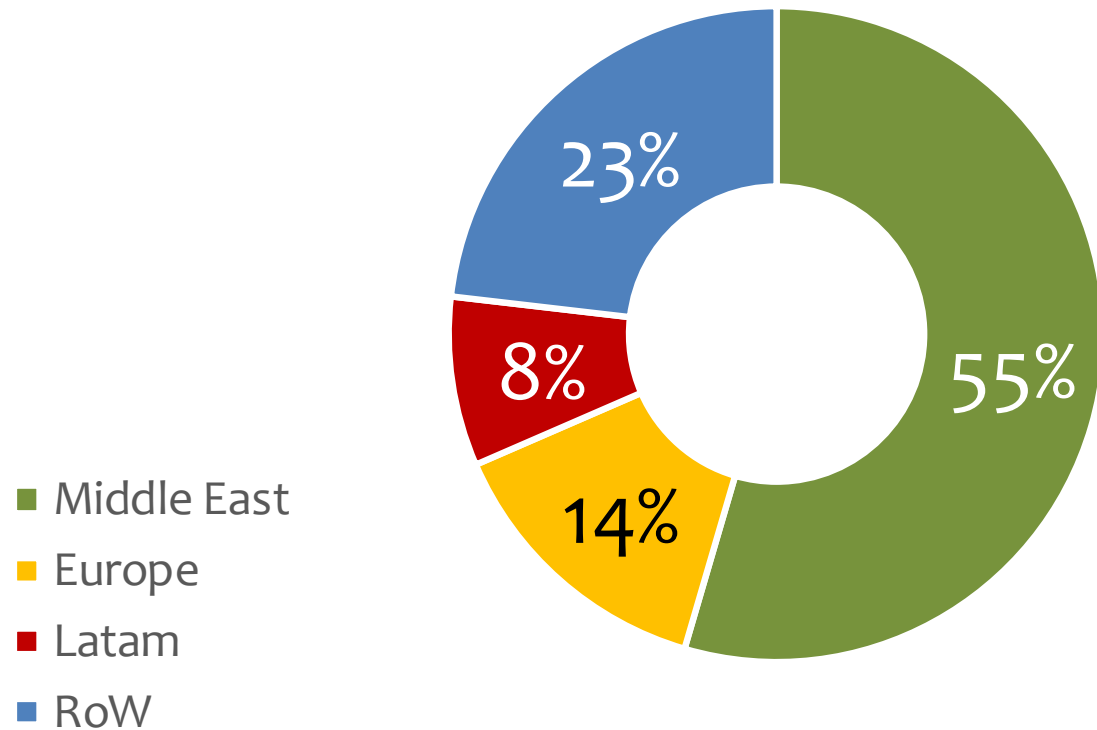
PIPELINE: INCREASING AND DYNAMIC

Billion USD

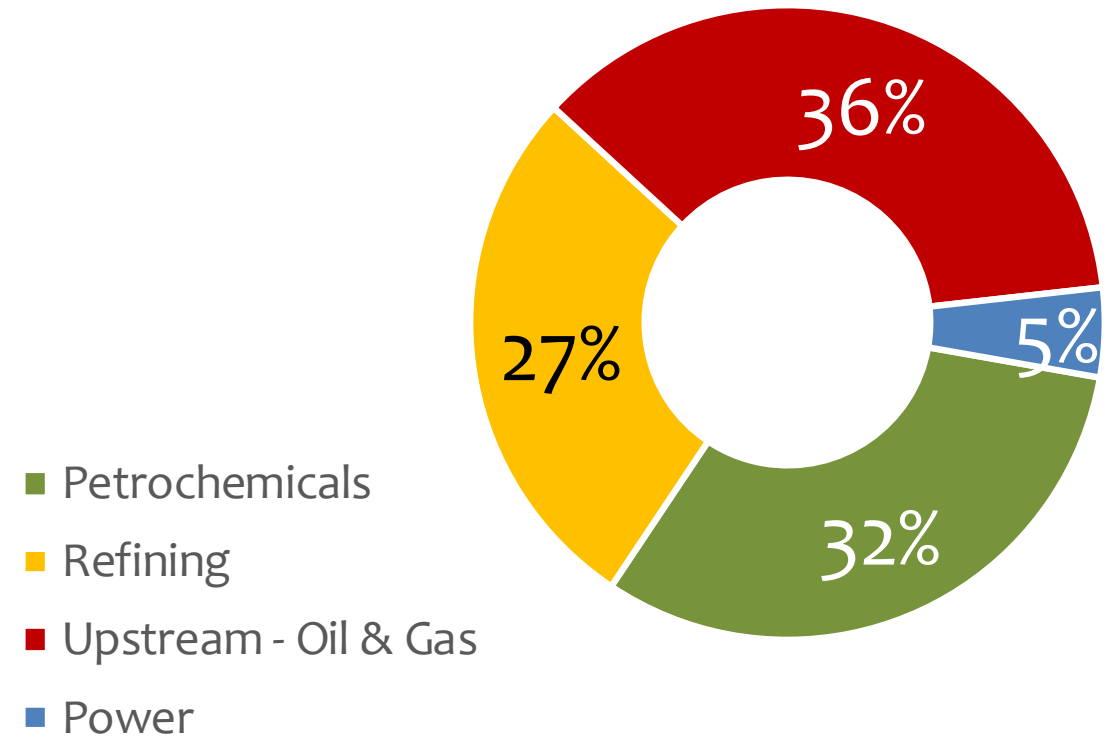


PIPELINE: DIVERSIFIED BY PRODUCTS AND GEOGRAPHIES

SPLIT BY GEOGRAPHIES



SPLIT BY PRODUCTS



CONTENT

- Pipeline
- **Awards and backlog**
- Execution
- Financial Results
- Outlook

4B\$

awards in
the last 6
months

Upstream Oil & Gas

- Adgas ADNOC
- Bu Hasa ADNOC

Petrochemicals

- FEED LAB ADNOC/CEPSA

Refining

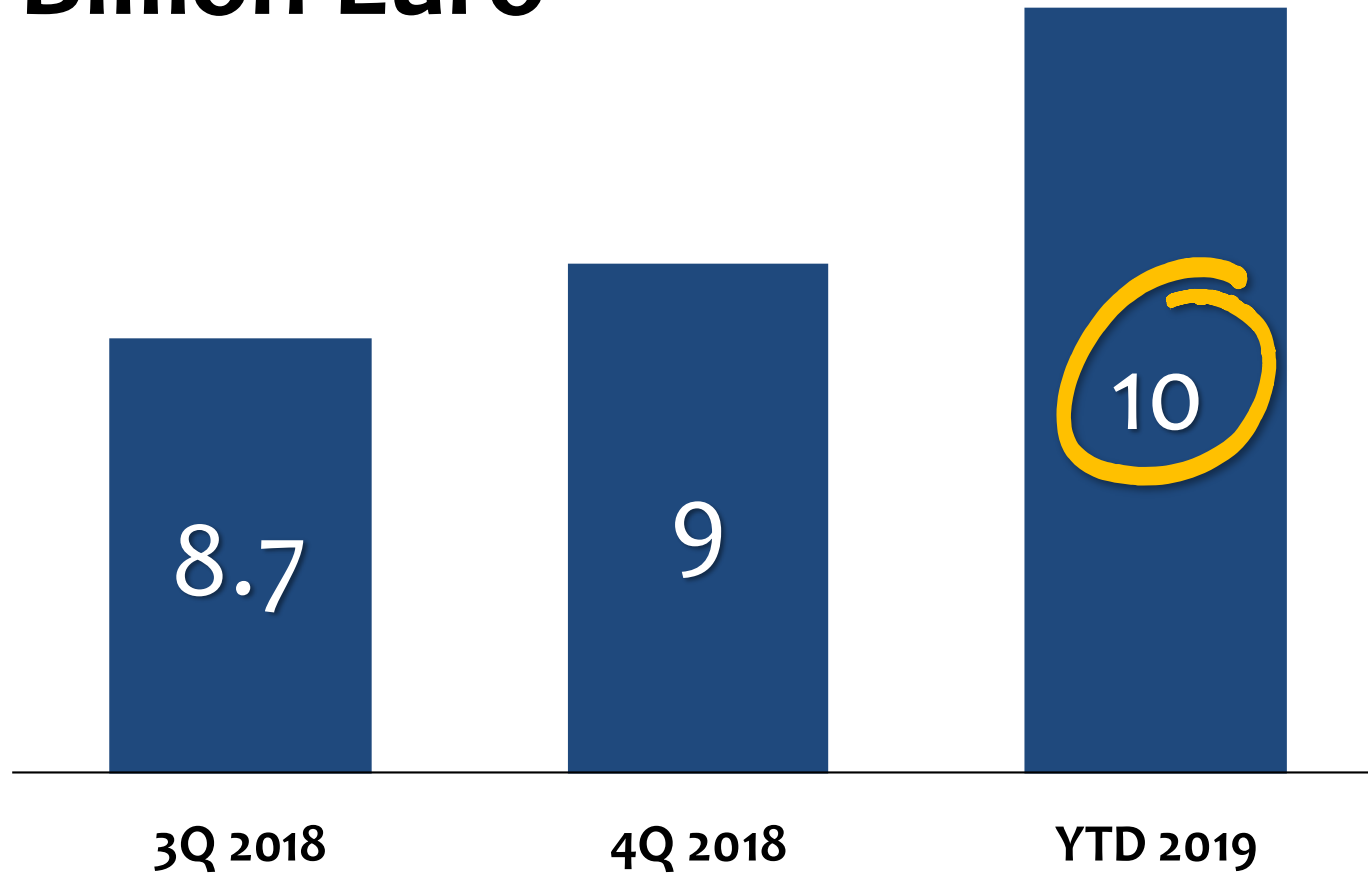
- South East Asia project Undisclosed

Power & Water

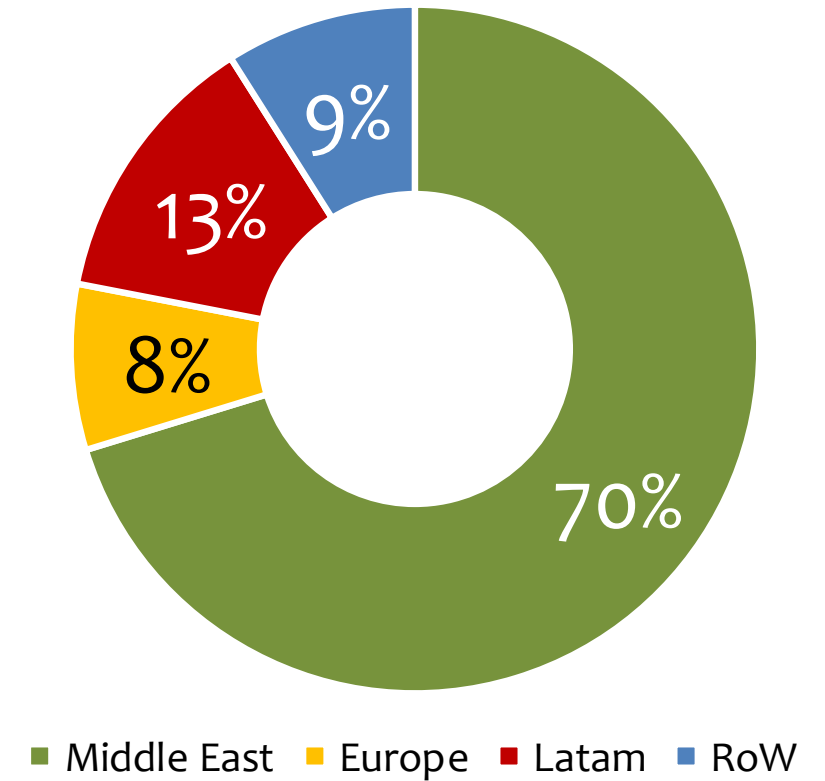
- Hamriyah Sumitomo/GE
- Selected for combined cycle Undisclosed

AND THE AWARDS HAVE RESULTED IN A HIGHER BACKLOG

Billion Euro



2019 YTD BACKLOG



CONTENT

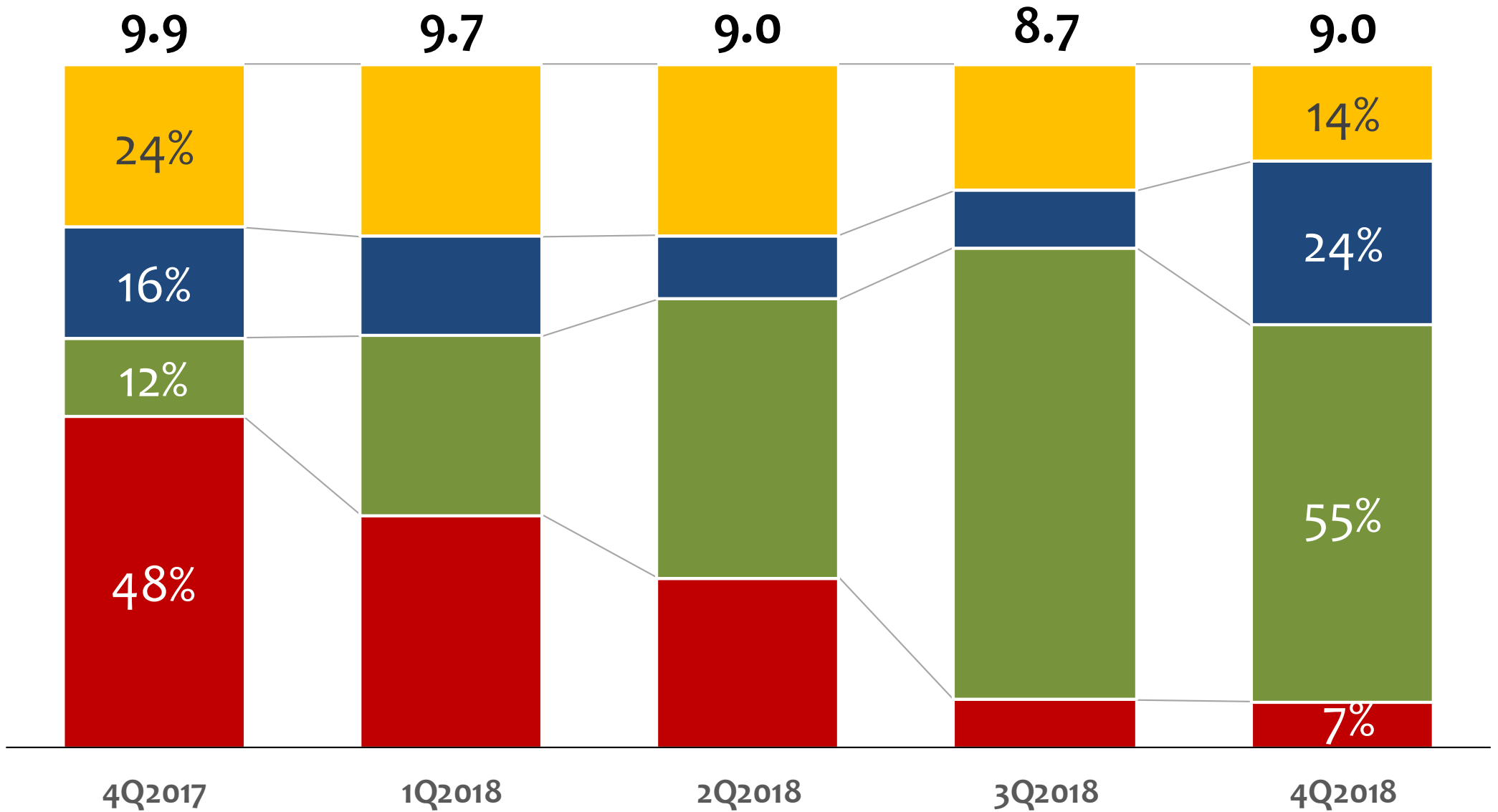
- Pipeline
- Awards and backlog
- **Execution**
- Financial Results
- Outlook

BACKLOG EXECUTION: PROGRESSIVELY BACK ON TRACK THROUGH 2019

B€

Backlog

- Construction
- Procurement
- Engineering
- Non active



Typical stages of main EPC projects in the backlog according to their progress at closing date

SUCCESSFULLY DELIVERING STRATEGIC PROJECTS FOR PRIME CUSTOMERS



RAPID REFINERY

MALAYSIA

\$1.5B



AEGEAN REFINERY

TURKEY

\$1.3B



TOUAT GAZ

ALGERIA

\$1.0B



GASCO

UAE

\$0.7B



JAZAN REFINERY

SAUDI ARABIA

\$2.6B

\$7.1 B



CONTENT

- Pipeline
- Awards and backlog
- Execution
- **Financial Results**
- Outlook

PROFIT AND LOSS

PROFIT AND LOSS

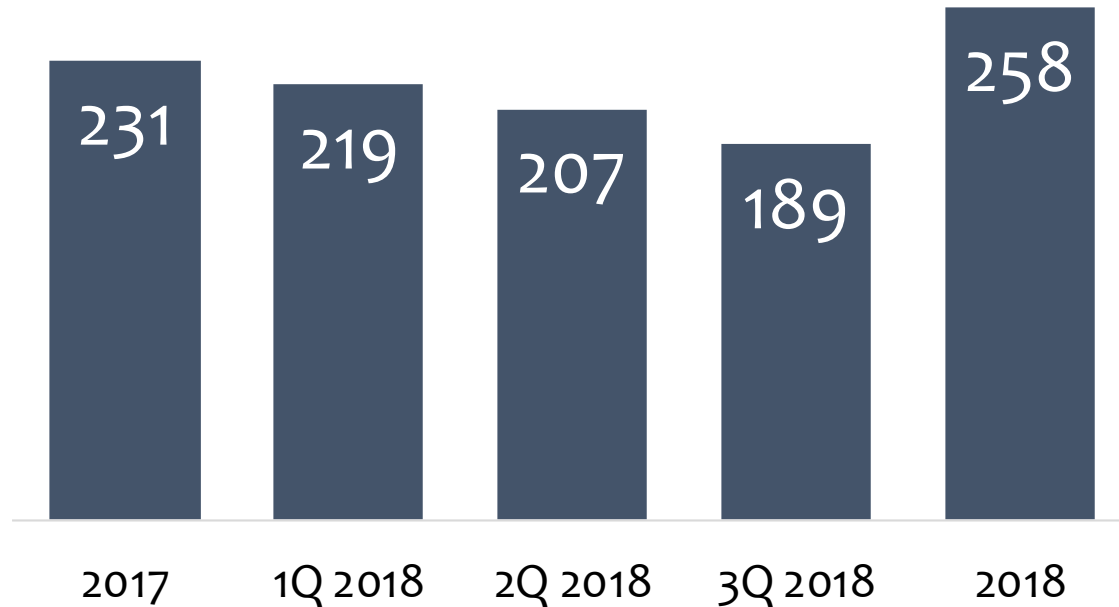
€ Million	2018	2017	Var.
Revenues	4,396.3	5,067.9	-13%
EBITDA	61.1	121.9	-50%
Margin	1.4%	2.4%	
Adjusted EBIT*	62.1	100.4	-38%
Margin	1.4%	2.0%	
EBIT	42.1	100.4	-58%
Margin	1.0%	2.0%	
Net financial results	-18.8	-6.9	
Profit before taxes	22.3	91.2	-76%
Taxes	-7.8	-27.2	
Net profit	14.4	59.0	-75%

* Adjusted for non-recurrent provision of € 20Million

- In line with company guidance
- Late start of large refining projects
- Unbalanced project phasing
- Non-recurrent provision
- Impact of Turkish lira

Net Cash Position

M€



- Favorable impact of working capital changes in the quarter
- 70% of the backlog in Middle East
- Working capital needs at commissioning stage of projects

CONTENT

- Pipeline
- Awards and backlog
- Execution
- Financial Results
- **Outlook**



GUIDANCE AND BUSINESS OUTLOOK

GUIDANCE 2019

- Backlog increase in line with the higher level of bidding
- Stable sales
- Progressive margin recovery, approaching 4% in the last part of 2019
- Shareholder remuneration in line with market recovery

BUSINESS OUTLOOK

- Confirmed market recovery results in a record pipeline
- Expected faster conversion of the pipeline into backlog
- Client trust on TR franchise

DISCLAIMER

This document has been prepared by Técnicas Reunidas S.A. (the Company) solely for use at presentations held in connection with the announcement of the Company's results for the full year 2018.

This document contains forward-looking statements of the Company and/or its management. These forward looking statements such as statements relating to the Company's or management's intent belief or current expectations of the future growth in the Company's business and capital expenditure in the oil and gas industry in general are subject to risks and variables that are beyond the Company's control and that could materially and adversely affect the outcome and financial effects of the facts expressed implied or projected herein.

The Company is under no obligation to update or keep current the information contained in this presentation including any looking forward-statements or to correct any inaccuracies that may later become apparent.

No representation or warranty express or implied is made as to and no reliance should be placed on the fairness accuracy completeness or correctness of the information or opinions contained herein. None of the Company or any of its affiliates advisors or representatives shall have any liability whatsoever for any loss arising from any use of this document or its contents or otherwise arising in connection with this document.

This document is only provided for information purposes and does not constitute nor may it be interpreted as an offer to sell or exchange or acquire or solicitation for offers to purchase any share in the Company. Any decision to buy or invest in shares in relation to a specific issue must be made on the basis of the information contained in the relevant prospectus filed by the Company in relation to such specific issue.

